

# ColorWash 250 AT™

A completely new optical system makes this fixture 50% brighter than its predecessor, the Wash 250 XT. New ultra smooth CMY colour mixing offers a fantastic spectrum of hues. A motorized zoom effect ranges from 8° - 32° and the extremely silent cooling system and movement make this fixture a superb choice for TV and theatre. The colour wheel offers 6 saturated colours + open, using Robe's renowned "SLOT&LOCK" system. Frost filter and a beam shaper are available on the effect wheel. As with all other Robe AT moving heads, 16-bit resolution is available for movement, colour wheel positioning and dimming.



# Technical Specification

## Source

- Lamp: Compact high-pressure metal halide lamp
- Base: GY9.5
- Approved model: Philips MSD 250/2
- Control: Automatic and remote on/off
- Ballast: Magnetic

## Optical system

- High luminous-efficiency parabolic reflector
- Front fresnel lens of diameter 158 mm

## Electrical specification and connections

- Wiring options: EU model - 208/230/240 V, 50/60 Hz, US model - 100/120/208/230 V, 50/60 Hz
- Power consumption: 405 VA at 230 V/50 Hz

## Mechanical specification

- Height: 502 mm (19.8 ")
- Width: 419 mm (16.5 ")
- Depth: 438 mm (17.2 ")
- Weight: EU model - 20.5 kg (45.2 lbs), US model - 23.5 kg (51.8 lbs)

## Thermal specification

- Maximum ambient temperature: 45 °C (113 °F)
- Maximum surface temperature: 70 °C (158 °F)

## Control and programming

- Protocol: USITT DMX-512, RDM support
- Control channels: 16, 18 or 20
- DMX channels: 4 protocol modes
- Built-in demo sequences
- Display: 4-digit LED display
- Pan/Tilt resolution: 16bit
- Colour wheel positioning: 8 or 16bit
- Dimmer: 8 or 16 bit

- Master/Slave operation
- Stand-alone operation
- 3-editable programs, each up to 99 steps
- Movement control: Tracking and vector
- Built-in analyzer for easy fault finding
- Data in/out: Locking 3-pin XLR & 5-pin XLR

## **Electromechanical effects**


- Cyan: 0-100%
- Magenta: 0-100%
- Yellow: 0-100%
- Colour wheel: 6 replaceable "SLOT&LOCK" dichroic filters + open
- Effect wheel: Beam Shaper rotated by 90°, Frost Filter
- Dimmer/Shutter: Full range dimming and variable strobe effect
- Zoom: Motorized zoom 8° - 32°
- Pan: 530°
- Tilt: 268°

## **Rigging**

- Mounting points: 4 pairs of ¼-turn locks
- 2x Omega brackets with ¼-turn quick locks

# Gobos&Colours

## Colour Wheel




14070007




14070008



14070063



14070071



14070072



14070066