

# iPAINTE®

Looking for the perfect indoor/outdoor compact, quality short to medium throw profile that won't ruin your masterpiece when it rains? Then look no further!

**Light source**

iSE-TE™ 310W White LED TRANSFERABLE ENGINE

**Light output**

15.200 lm, 24.000 lx @ 5m, Cpulse™ special flicker free management for HD and UHD cameras, ready for 8K and 16K

**Zoom range**

8° - 48°

**Effects**

Static and rotating gobo wheel, Full curtain framing shutters, Prism



A member of the Robe iSeries, the IP65-rated iPAINTE® retains all the qualities and features of its highly successful indoor brother, PAINTE®. Our groundbreaking, self-managing, low-maintenance ingress protection technology allows outdoor use of this classic fixture by removing the threat of rain, dust, humidity, smoke or haze damage, even in the harshest conditions.

With an identical footprint, DMX map and minimum weight difference, both iPAINTE® and PAINTE® can be seamlessly integrated within the same lighting rig, even next to one another!

The ingenious ingress protection system is specifically designed to allow standard maintenance and preparation procedures, such as TRANSFERABLE ENGINE exchange and gobo replacement, without any additional tools, as gobo changes, engine transfers or maintenance work can be conducted on-site.

The onboard patented RAINS™ (Robe Automatic Ingress Neutralization System) manages humidity, temperature and pressure control. The active monitoring system automatically removes any moisture detected within the fixture, providing constant monitoring to ensure peak performance.

iPAINTE® runs an ingenious Self Pressure Test to check internal pressure. This self-test, taking under 3 minutes, provides an error message if gaskets and covers were not replaced correctly or locking screws were incorrectly tightened, ensuring maximum protection. Their lightweight magnesium alloy covers, with aluminium alloy substructure, provide a dust-free environment for the optics. This eliminates the need for frequent cleaning, routine maintenance, and UV damage to plastic parts.

To maintain consistently high lumen output, even with the rigours of outdoor performance, water, dirt, dust, haze, and smoke are repelled from the front lens with our unique parCoat™ hydrophobic, oleophobic-resistant coating. Furthermore, it allows easy removal of deposits without scratching or damage.

By including NFC (Near-Field Communication) technology, you can access setup, diagnostic and performance features, even without power, directly from your mobile device using the Robe Com app.

Outdoor fixtures need to operate in extreme cold. iPAINTE® contains an innovative POLAR+™ technology - a special standby mode with low power consumption, in which the fixture's sensors and communications channels remain active. When activated, POLAR+™ automatically maintains an internal temperature level, giving instant operability down to minus 50 degrees centigrade!

iPAINTE® features iSE-TE™ 310W White LED engines from our patented ground breaking TRANSFERABLE ENGINE technology. With a choice of HP (High Performance) 15.200 lm or HCF (High Colour Fidelity) CRI 96 9.800 lm models, these data-harvesting, fast-change IP65-rated engines allow you to select the source most appropriate to your task and easily maintain light quality and consistency across your inventory.

Colours are boundless via the advanced CMY colour mixing system. Without chromatic aberration, the motorised 6:1 ratio zoom gives a range of 8° - 48°, perfect for short to medium-throw applications.

Precise beam control is via our highly advanced, patented, Plano4™ four individual plane shutter system. With 120-degree module rotation, each blade has a full curtain effect capability.

Removing the need for distracting pre-use pan and tilt calibration movement, our patented MAPS™ (Motionless Absolute Positioning System) allows the fixture to fully calibrate while remaining static- Very useful when fixtures are located within confined spaces.

For broadcast users, iPAINTE® includes our Cpulse™ flicker-free management system for the latest camera systems and linear green content control.

Our REAP™ (Robe Ethernet Access Portal) allows access to fixture information and diagnostics over Ethernet Networks. Perfect for installations requiring remote centralised monitoring of fixture performance..

**iPAINTE® - Robe reliability in all weathers.**

# Technical Specification

## Source

- Light source type: iSE-TE™ 310W HP White LED Engine (Patented):
  - HP - High Performance Engine for maximum light output and optimal colour characteristics
  - LED Engine output: 18.500 lm
  - Fixture total lumen output:
    - 15.200 lm (integrating sphere)
    - 12.250 lm (goniophotometer)
  - Colour temperature output: 6.700 K
  - CRI: 70, remotely selectable filter for CRI 90
  - Illuminance: 24.000 lx @ 5 m
- Light source type: iSE-TE™ 310W HCF White LED Engine (Patented):
  - HCF - High Colour Fidelity Engine for the best light quality and colour rendition
  - LED Engine output: 13.000 lm
  - Fixture total lumen output:
    - 9.800 lm (integrating sphere)
    - 7.800 lm (goniophotometer)
  - Colour temperature output: 6.000K
  - CRI: 96, TLCl: 97, TM-30-18 Rf: 92, TM-30-18 Rg: 99
  - Intensité lumineuse : 15.350 lx à 5 m
- LED life expectancy: min. 50.000 hours
- Typical lumen maintenance: L70/B50 @ 50.000 hours
- Light source warranty: 4 years or 20.000 hours

## Optical system

- Robe's proprietary optical design
- High-efficiency 13-lens zoom optical system, ratio: 6:1
- Zoom range: 8°- 48°
- Output lens diameter: 110mm
- parCoat™ (particle resistant coating) unique hydrophobic and oleophobic coating helps prevent water, dirt, dust, haze and smoke from adhering to the output lens

## Dynamic Effects and Features

- Cyan: 0 - 100%
- Magenta: 0 - 100%
- Yellow: 0 - 100%
- Virtual CTO
- ChromaTint™ - Patented plus / minus green correction function
- Colour Wheel: 9 dichroic filters + white
- Rotating gobo wheel: 8 rotating, indexable and replaceable breakup and aerial gobos + open, patented slot & lock system
- Static gobo wheel: 9 gobos + open
- Full curtain framing shutters: Patented Plano4™ framing shutters module with 4 individually positionable blades plus rotation of the complete framing system +/-60°
- Prism: 8-facet prism rotating in both directions at variable speed
- Iris: Motorized, stepless, pulse effects up to 3 Hz
- MagFrost™ - magnetic paddle fast change system providing exchangeable frost containing as standard a medium 5° for even wash
- Motorized zoom and focus
- Electronic strobe effect with variable speed up to 20 Hz
- Extremely quiet operation suitable for all types of production in Theatre and TV
- L3™ - (Low Light Linearity) Imperceptible 18 bit dimming for ultra smooth fade to black
- Cpulse™ special flicker-free management for HD and UHD cameras, ready for 8K and 16K
- AirLOC™ (Less Optical Cleaning) technology greatly reduces the level of airborne particles drawn over the optical elements. This increases the overall performance, light quality and time between routine cleaning and maintenance.
- POLAR+™ for power saving and instant operation in extremely cold weather conditions

## Control and programming

- Setting & Addressing: ROBE Navigation System 2 (RNS2)
- Display: QVGA Robe touch screen with battery backup, gravitation sensor for auto screen positioning, operation memory service log with RTC, stand-alone operation with 3 editable programs (each up to 100 steps), built-in analyser for easy fault finding, NFC app controller
- Protocols:
  - USITT DMX-512, RDM
  - ArtNet, MA Net, MA Net2, sACN
- REAP™ - Robe Ethernet Access Portal
- Wireless CRMX™ technology from Lumen Radio
- Epass™: Ethernet pass through switch which sustains Ethernet integrity, when the fixture has no power, to automatically maintain network connectivity
- RAINS™ (Robe Automatic Ingress Neutralization System) manages humidity, temperature and pressure control using an active monitoring system to automatically remove any moisture detected within the fixture and provides constant monitoring to ensure peak performance
- DMX Protocol modes: 2
- Control channels: 44, 45
- Pan & Tilt resolution: 16 bit
- CMY: 8 bit
- Framing shutters module movement & rotation: 8 bit
- Rotating gobo wheel positioning: 8 bit
- Gobo indexing & rotation: 8 or 16 bit
- Static gobo wheel positioning: 8 or 16 bit
- Prism indexing & rotation: 8 bit
- Iris: 8 or 16 bit
- Frost: 8 bit
- Zoom: 8 or 16 bit
- Focus: 8 or 16 bit
- Dimmer: 16 bit (internal 18 bit)

## Movement

- Pan movement: 540°
- Tilt movement: 270°
- Controllable speed of Pan & Tilt movement
- EMS™: Electronic Motion Stabilizer system for Pan & Tilt reducing beam deviation caused by truss movement or vibration (Patented)
- Automatic Pan & Tilt position correction
- MAPS™ - Motionless absolute positioning system for Pan and Tilt (Patented)

## Rotating gobos

- Glass gobos: 8 rotating gobos + open
- Outside diameter: 15.9 mm
- Image diameter: 12.5 mm
- Thickness: 1.1 mm
- High temperature borofloat or better glass
- Patented slot & lock system for easy replacement of gobos

## Static gobos

- Aluminium wheel with fixed gobos: 9 gobos + open position

## Framing shutters system

- Full curtain framing shutters: 4 Blades, each with separate movement and rotation control
- Movement: Smooth with variable speed, ultrafast blade movements for creating mid-air effects
- Rotation: +- 60° of the complete framing system

## Thermal specification

- Maximum ambient temperature: 50°C (122°F)
- Maximum surface temperature: 80°C (176°F)
- Minimum operating temperature: -50°C (-58°F)
- Total heat dissipation: max. 1126 BTU/h (calculated)

## Electrical specification and connections

- Power supply: Electronic auto-ranging
- Input voltage range: 100-240 V, 50/60 Hz
- Power consumption: max. 440 W
- Power connector in: Neutrik powerCON TRUE1
- DMX and RDM data in/out: Locking 5-pin XLR
- Ethernet port in/out: IP65 RJ45 for Embedded Epass™ switch 10/100 Mbps

## Approvals

- CE Compliant
- cETLus Compliant

## Mechanical specification

- Height: 649 mm (25.55") - Head in vertical position
- Width: 390 mm (15.35")
- Depth: 235 mm (9.25") - Head in vertical position
- Weight: 25.5 kg (56.2 lbs)
- Ingress protection rating: IP65

## Rigging

- Mounting positions: 0°, 90°
- Universal operating position
- Mounting points: 2 pairs of 1/4-turn locking points
- 2x Omega adaptors with 1/4-turn quick locks
- Pan & Tilt transport locks

## Included items

- User Manual
- Omega Adaptor CL-regular 2 pcs
- Power cord including powerCON TRUE1 In connector:
  - US: 13052277-01
  - EU: 13052276-01

## Optional accessories

- Frost 0.5° (exchange) assembled: 10980690
- Frost 1° (exchange) assembled: 10980691
- Frost 3.5° (exchange) assembled: 10980758
- Frost 10° (exchange) assembled: 10980693
- Frost 20° (exchange) assembled: 10980694
- Frost 30° (exchange) assembled: 10980695
- Doughty Trigger Clamp: 17030386
- Safety wire 36 kg: 99011963
- Single Top Loader Case: 10120314
- Dual Top Loader Case: 10120315
- Quad Top Loader Case: 10120316
- Foam Shell: 20020465

## Legal

- iPAINTE<sup>®</sup> is Registered Trademark of Robe lighting s. r. o.
- iPAINTE<sup>®</sup> is patented by Robe lighting s. r. o. and is protected by one or more pending or issued patents



## Gobos&Colours

### Rotating Gobo Wheel



15020441



15020442



15020443



15020444



15020445



15020446




15020447




15020448


### Fixed Gobo Wheel, Detail




11020278-1




11020278-2



11020278-3




11020278-4



11020278-5



11020278-6



11020278-7




11020278-8




11020278-9


### Colour Wheel




14070504




14070505




14070506



14070507




14070508



14070509



14070510



14070511



14070512-5